

Rechargeable Sealed Lead-Acid Battery

PS-6100

6 Volt 12.0 Amp. Hrs.



Features:

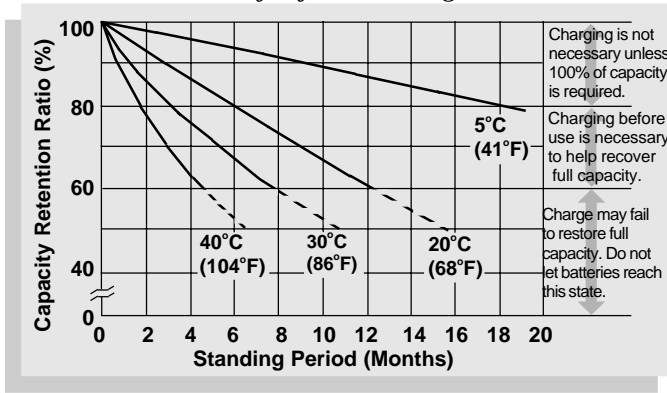
- Absorbent Glass Mat (AGM) technology for superior performance.
- Valve regulated, spill proof construction allows safe operation in any position.
- Power/volume ratio yielding unrivaled energy density.
- Rugged ABS plastic case and cover
- Approved for transport by air. D.O.T., I.A.T.A., F.A.A. and C.A.B. certified.
- U.L. recognized under file number MH 20845.



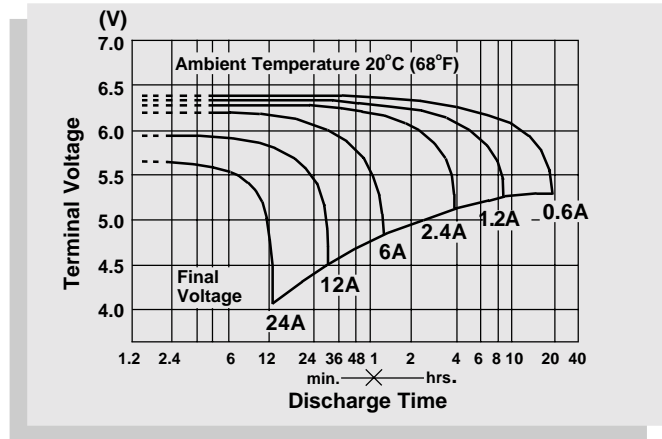
PERFORMANCE SPECIFICATIONS

Nominal Voltage	6 volts (3 cells in series)
Nominal Capacity	
20 hour rate (600mA to 5.25 volts)	12.0 A.H.
10 hour rate (1.15A to 5.25 volts)	11.5 A.H.
5 hour rate (2.1A to 5.10 volts)	10.5 A.H.
1 hour rate (7.3A to 4.50 volts)	7.3 A.H.
15 min rate (22.3A to 4.50 volts)	5.6 A.H.
Approximate Weight	4.40 pounds (2.00 kg)
Energy Density (20 hour rate)	1.64 Watt-hours/cubic inch (99.5 Watt-hours/l)
Specific Energy (20 hour rate)	16.36 Watt-hours/pound (36.00 Watt-hours/kg)
Internal Resistance (Fully Charged Battery)	8.0 milliohms (approximately)
Maximum Discharge Current (≤ 7 Min.)	36 amperes
Maximum Short-Duration Discharge Current (≤ 10 Sec.)	120 amperes
Terminal configurations	Quick disconnect tabs, "F1": 0.187" x 0.032", mate with AMP. INC. FASTON "187" Quick disconnect tabs, "F2": 0.250" x 0.032", mate with AMP. INC. FASTON "250"
Shelf Life — % of nominal capacity at 68° F (20° C)	
1 Month.....	97%
3 Months.....	91%
6 Months.....	83%
Operating Temperature Range	
Charge	-4°F (-20°C) to 122°F (50°C)
Discharge	-4°F (-20°C) to 140°F (60°C)
Case	ABS Plastic

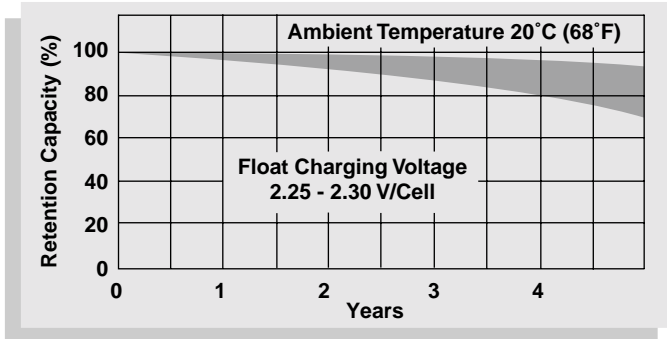
Shelf Life and Storage



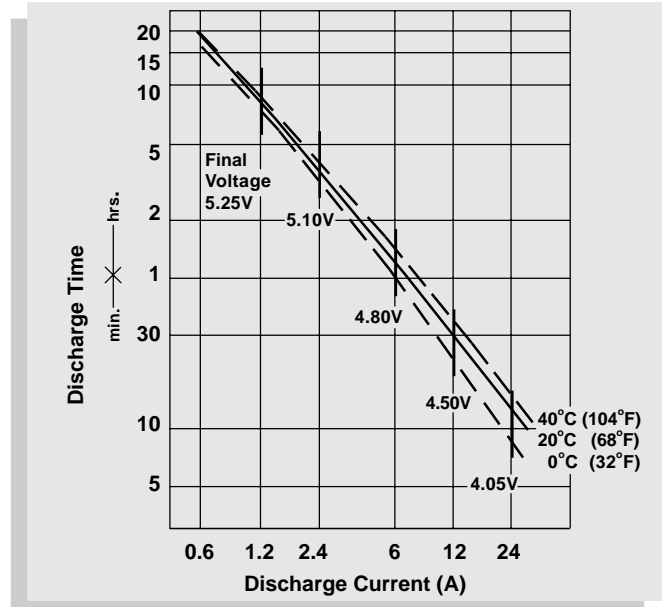
Discharge Characteristics



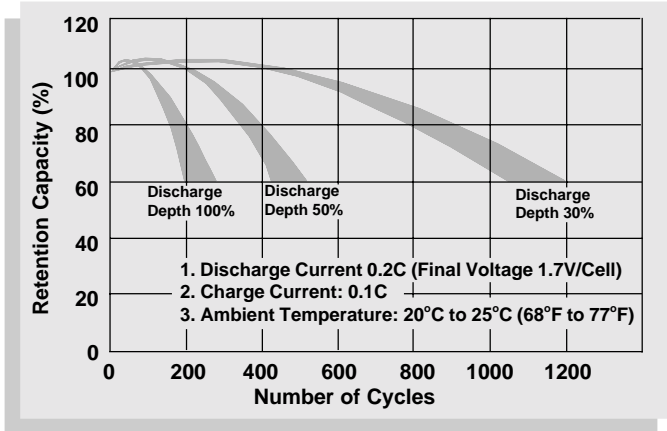
Life Characteristics in Stand-By Use



Discharge Time vs. Discharge Current

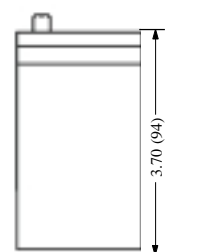

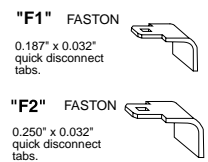
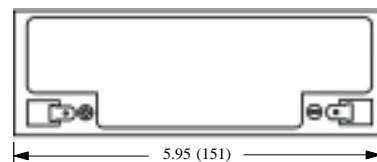


Life Characteristics in Cyclic Use



Physical Dimensions: in. (mm)

Terminals



Tolerances are +/- 0.04 in. (+/- 1mm) and +/- 0.08 in. (+/- 2mm) for height dimensions. All data subject to change without notice.

CHARGING

Cycle Applications: Limit initial current to 3.6A. Charge until battery voltage (under charge) reaches 7.20 to 7.35 volts at 68°F (20°C). Hold at 7.20 to 7.35 volts until current drops to approximately 120mA. Battery is fully charged under these conditions, and charger should either be disconnected or switched to "float" voltage.

"Float" or "Stand-By" Service: Hold battery across constant voltage source of 6.75 to 6.90 volts continuously. When held at this voltage, the battery will seek its own current level and maintain itself in a fully charged condition.

NOTE: Due to the self-discharge characteristics of this type of battery, it is imperative that they be charged after 6-9 months of storage, otherwise permanent loss of capacity might occur as a result of sulfation.



SALES & MARKETING
3106 Spring Street
Redwood City, CA 94063 USA
Tel: 650-364-5001 Fax: 650-366-3662
national-sales@power-sonic.com



ISO9001-2000
FM39170

www.power-sonic.com

CUSTOMER SERVICE
7550 Panasonic Way
San Diego, CA 92154 USA
Tel: 619-661-2030 Fax: 619-661-3648
customer-service@power-sonic.com